

## Ice Cuber 200kg/24h with 200kg S/S bin - Air cooled, Vertical System

ITEM # \_\_\_\_\_

MODEL # \_\_\_\_\_

NAME # \_\_\_\_\_

SIS # \_\_\_\_\_

AIA # \_\_\_\_\_


**730175 (MC200AB20)**

Modular Ice Maker vertical system, 200 kg/24h, 200kg stainless steel collection bin included, air-cooled

### Short Form Specification

Item No. \_\_\_\_\_

Constructed in 304 AISI stainless steel. The ice-making method guarantees crystalline, compact, hygienically pure ice cubes that are resistant to melting. Vertical evaporator. Refrigerant: R452A. Container capacity: 200 Kg.

### Main Features

- Compliant to CE requirements for safety.
- Fully automatic in operation.
- Suitable for gravity drain only.
- Rated output is at an ambient air temperature of 21°C and water supply temperature of 15°C.
- Stainless steel spray arms removable without the use of tools and prevent limestone formation.
- Model available in air-cooled version.
- Bin included.
- Ice cube pyramid-trunk shape.

### Construction

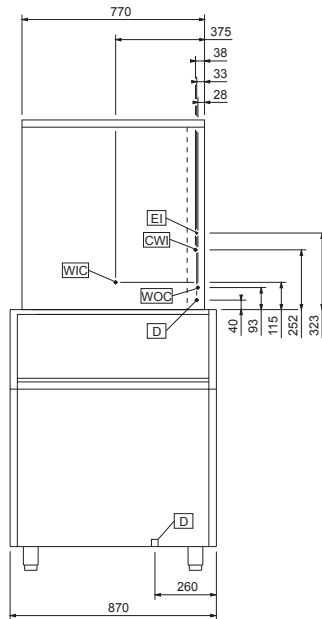
- Plug as standard (schuko type).
- AISI 304 stainless steel exterior.
- Easy access to the main components for maintenance.
- Stainless steel spray arms removable without the use of tools.
- Reliability guaranteed by the quality of the construction materials used (plastic flap on the front, top and sides in 304 AISI stainless steel) and the sophisticated product and process technology involved.
- The sprayers are easy to take away, permit a simple flowing and prevent limestone formation.
- Adjustable feet 110-150 mm.
- The ice-making method guarantees ice cubes that quickly cool the drinks down.
- Thanks to a vertical evaporator, the appliance guarantees considerable ice production in a short time: the cubes detach individually and fall into the bin, perfectly separated from each other and of equal size (6 g).
- Environmentally friendly: R452a as refrigerant gas.

### Included Accessories

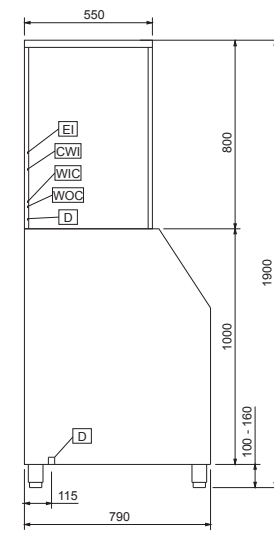
- 1 of 200kg stainless steel PNC 730170 collection bin for Ice Makers

APPROVAL: \_\_\_\_\_

Front

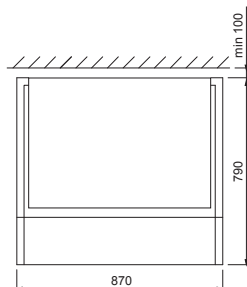


Side



- CWI = Cold Water inlet 1 (cleaning)
- D = Drain
- EI = Electrical inlet (power)

Top



## Electric

### Supply voltage:

730175 (MC200AB20) 220-240 V/1N ph/50 Hz

### Electrical power max.:

1.6 kW

## Capacity:

### Bin capacity:

200 kg

## Key Information:

External dimensions, Width: 870 mm

External dimensions, Depth: 790 mm

External dimensions, Height: 1900 mm

Net weight: 164 kg

Output: 200 kg/day

Kind of cube: Ice Cube 7 g

## Sustainability

### Refrigerant type:

R452A